

SECTION OF

# Oral & Maxillofacial Surgery

**University of Cincinnati**  
**Section of Oral & Maxillofacial Surgery**  
**Department of Surgery**

**Interim Chairman:**  
**Jeffrey J. Sussman,**  
**MD, FACS**

**Section Chief:**  
**Deepak G. Krishnan,**  
**DDS, FACS**

**Residency Program Director:**  
**Michael J. Grau Jr.,**  
**DMD**

**Residency Program Coordinator:**  
**Yvonne Hawkins**

**Clinical Research Professional:**  
**Reese Triana, MPH**

**Clinical Managers:**  
**Libby Higginbotham,**  
**RN –**

**Holmes Hospital**  
**Meredith Grau –**  
**Medical Arts Building**

**Oral & Maxillofacial Surgery**  
**Holmes Hospital**  
**200 Albert Sabin Way**  
**ML 0461**  
**Cincinnati, Ohio**  
**45219**

[med.uc.edu/surgery/divisions/oral-surgery/](http://med.uc.edu/surgery/divisions/oral-surgery/)

## Message from the Chief

*Season's greetings,*

It feels like another year breezed past us in a hurry and that life is flying past in a blink. At UC OMS, we are grateful for another productive year marked by changes, evolution, and service to our community and beyond. We have been a constant fixture at the academic medical center since 1913 as a continuously functioning unit and every day brings new opportunities and challenges alike.

I took over as section chief of OMS in the summer of 2019 and all plans were slowed down with the global pandemic a few months later. Our lights stayed on, and we took turns to help those that needed us. Our team was deployed in the COVID wards, and our offices were slated to become hospital rooms. The OMS proved to be a valuable resource for the health system with nurses and doctors well versed in critical care, anesthesia, and airway management. We had to pivot to unconventional learning and teaching, and throughout it all, we thrived.

As things have somewhat normalized, we continue pushing the envelope of our mission. Our resident enrollment remains robust with 300 applicants applying for our 3 resident positions. Our footprint in the community is increasing with our new office spaces and practices beyond the Clifton campus. Our 5 full-time attending surgical staff continue to teach, operate, and research, leading by example.

Our newest recruit is Miyoung Kim DMD, CDT, an oral and maxillofacial prosthodontist who will contribute to both patient care and teaching. We have secured the recruitment of an oral and maxillofa-

cial pathologist who will join us in 2023 and our plans to expand the surgical faculty is ongoing. We are slated to increase our presence and role at Cincinnati Children's hospital partnering with our Plastic and Reconstructive Surgery colleagues there in 2023 as well.

The support of over 60 front and back-office staff led by Craig Sucher MBA, Meredith Grau and Libby Jackson BSN, RN and a mature centralized call-center has helped enormously in this growth and expansion. Reese Triana, MPH runs a robust clinical research enterprise with some exciting new collaborations with the NIDCR at the NIH progressing. Our residency coordinator Yvonne Hawkins keeps the ship steady at the stern and has really mastered the art of herding the cats (and the non-cats!).

On a personal front, I was humbled and honored by two career milestones at the recently concluded AAOMS annual meeting in New Orleans. I was honored to receive The Committee Person of the year Award conferred by the AAOMS

Board of Trustees for the work I had done as the chair of the Committee on Anesthesia in contributing to the creation of the AAOMS Anesthesia Simulation training program and the AAOMS Anesthesia App. I was humbled to be elected to the Director position of the American Board of Oral and Maxillofacial Surgery. I thank you for your support on both of those.

I have had the distinct privilege of travelling across the nation over the last couple of years lecturing to different state society meetings. At a recent one in Illinois, I had the opportunity to meet two alumni from our program – Kurt Jensen DDS Class of 1986 and Alissa Pullos DDS Class of 2016. These connections are what make us a close extended family.

I am planning a "family re-union" in the fall of 2023 in Cincinnati. Watch out for more details on that soon.

Sincerely,


**Deepak Krishnan DDS, FACS**  
Associate Professor of Surgery  
Chief, Oral & Maxillofacial Surgery



Dr. Krishnan receiving the 2022 AAOMS Committee Person of the Award from AAOMS President Dr. J. David Johnson

## Incoming Residents

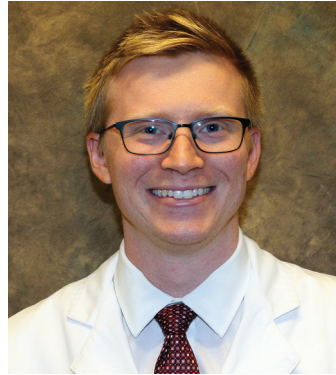
We are pleased to welcome our new OMS residents, who began their training July 2022.



**Hunter Boone, DDS**

University of North Carolina School of Dentistry

**About:** "I was born and raised in Charlotte, North Carolina, where my entire family resides to this day. I went to UNC Chapel Hill as an undergraduate and for dental school, where I developed a love for science and a certain disdain for Duke sports fans. I am excited to have the opportunity to be a non-categorical intern this year, where I will be able to develop personally and professionally into the surgeon that I hope to be."



**Alexander Doye, DDS**

Virginia Commonwealth University School of Dentistry

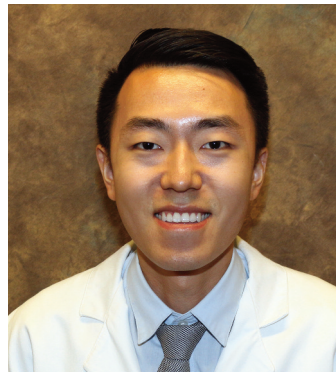
**About:** "I spent last year at the Ohio State University learning the ropes as a noncategorical intern before moving to Cincinnati this summer. My partner, Ali, and I settled into the Oakley neighborhood with our puppy, Ruby. We enjoy playing tennis, going on walks and hikes, and trying the latest Mad Tree brews. I look forward to meeting the alumni OMS in the future!"



**Trevor Liljenquist, DDS**

The Ohio State University School of Dentistry

**About:** "I grew up in a small town outside of Orlando, Florida. I spent most of my time playing sports in the great humidity. After high school, I completed a 2-year mission trip in Argentina and then continued my education at BYU in Utah. After undergrad, I attended the Ohio State University for dental school where I became interested in pursuing OMS. I then completed a 1-year non-categorical OMS internship at VCU. During that intern year, I was accepted into the University of Cincinnati OMS program. I'm currently in my categorical intern year here at UC OMS enjoying the busy schedule and great co-residents."



**Isaac So, DDS**

University of Washington School of Dentistry

**About:** "I was born and raised in Seattle, WA where my family still resides. I spent 8 years at the University of Washington for undergrad and dental school. Upon graduation from dental school, I pursued a career in oral and maxillofacial surgery. I spent the previous year in Fort Worth, TX as a non-categorical intern and was fortunate enough to match here. The University of Cincinnati was my top choice, and I could not be happier with the outcome."

## From the Residency Program Director

Greetings alumni and friends. Our program continues to grow and expand, meeting new challenges along the way and continuing with our primary mission of providing exceptional Oral and Maxillofacial Surgery training. I am proud to say that by any given metric, we continue to live up to our historical standards.

The past three years since the last publication of this newsletter has seen many changes to our program. The addition of talented young faculty, a new division chief, a new program director and an ever-expanding practice. The majority of which occurred during a global pandemic.

I returned to the University of Cincinnati in the summer of 2020 to assume the role of program director. Having been away for eight years and as an alumnus, I was truly impressed with the evolution that had occurred. While “the Holmes” was and will

always be “the Holmes” our presence had expanded to new arenas opening fresh training opportunities and providing a rich learning environment for young surgeons.

I am proud to report that in April of 2022 we had a successful accreditation site visit. We continue to be accredited for the enrollment of three residents per year through 2027. The visitors commented favorably on our robust didactic curriculum which benefits greatly from the time and efforts of several volunteer Surgeons. This all translates to the continued success of our graduates in obtaining ABOMS certification. The newly implemented fast track process has made it possible to become board certified less than a year following graduation. I am happy to say that several of our graduates have already taken advantage of this fantastic opportunity.

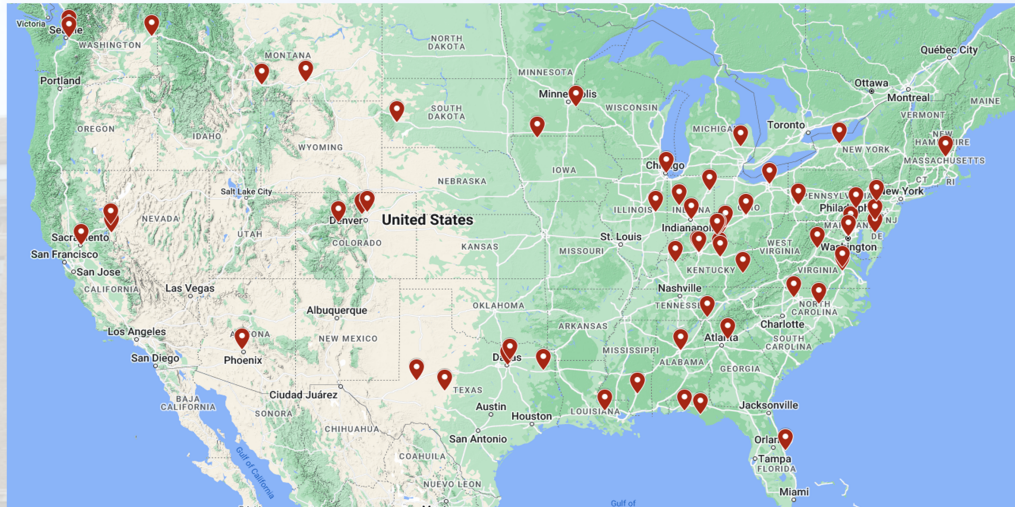
Summer is always an exciting time at any

OMS training program. We welcome new residents to the UC family while proudly watching as our graduates begin what is sure to be a long and prosperous career. With nearly 300 applicants over the last two interview cycles, we continue to attract the best and brightest.

It is humbling to be associated with a program that is held in such high esteem, and I truly enjoy the opportunity to give back to a program that has given me so much.

Sincerely,

**Michael J. Grau Jr., DMD**



- Cincinnati, OH
- Cary, NC
- Spirit Lake, IA
- Rochester, NY
- Fort Wayne, IN
- Hixson, TN
- Spokane, WA
- Dover, DE
- Eldersburg, MD
- Lafayette, IN
- Spokane, WA
- Westford, MA
- Fort Thomas, KY
- Edwards, CO
- Hastings, MN
- Mill Creek, WA
- Boulder, CO
- Longview, TX
- Billings, MT
- Frederick, CO
- Glendale, AZ
- Rapid City, SD
- Midland, TX
- Plano, TX
- Hazard, KY
- Lebanon, OH
- Columbus, OH
- Lexington, KY
- Hattiesburg, MS
- Owensboro, KY
- Winston-Salem, NC
- Chester, VA
- Baton Rouge, LA
- Dallas, TX
- Harrisonburg, VA
- Bethesda, MD
- Birmingham, AL
- Chicago, IL
- Crescent Springs, KY
- Hazeman, MT
- Wilmington, DE
- Hershey, PA
- Hebron, KY
- Pittsburgh, PA
- Richmond, VA
- Honolulu, HI
- Sacramento, CA
- Louisville, KY
- Allentown, PA
- New Albany, IN
- Champaign, IL
- Eglin Air Force Base, FL
- Independence, OH
- Georgetown, KY
- Lapeer, MI
- Suwanee, GA
- San Angelo, TX
- Lynn Haven, FL
- Cocco, FL
- Bellevue, WA
- Indianapolis, IN
- Reno, NV
- Doha, Qatar
- Carson City, NV



Former Residents: Where are They Now?

## Over 30 Years of Residents (*Where are They Now?*)

1994

**Paul M. Korb:** OMS at Korb & Tyler Dental Implants, Oral and Facial Surgery, Suwanee, GA

1995

**Jay E. Cowan:** OMS at Cherry Tree Oral & Maxillofacial Surgery, Indianapolis, IN

**Jay A. Johnson:** OMS at Bird and Johnson Oral Surgery Cocoa, FL

1996

**Steven R. Schimmele:** OMS at The Oral Surgery Group, Fort Wayne, IN

**Lori A. Schueler:** OMS at Dr. Loretta Schueler, Eldersburg, MD

1997

**R. Leo Regan:** OMS at Baton Rouge Oral and Facial Surgery & Dental Implant Center, Baton Rouge, LA

**John B. Roberson:** OMS at Midtown Oral & Facial Surgery, Hattiesburg, MS

1998

**Kenneth H. Arakawa:** OMS at Hawai'i Pacific Health, Honolulu, HI

**Eve (Cornell) Bluestein:** OMS at Colorado Surgical & Anesthesia Services, Boulder, CO

1999

**Robert J. Buch:** OMS at Southwest Oral Surgery, Glendale, AZ

**William B. Gibson:** OMS at Hazard ARH Regional Medical Center, Hazard, KY

2000

**Shaun C. Bortel:** OMS at Miller Oral Surgery, Hershey, PA

**Christopher M. Rothman:** OMS at Alabama Oral & Facial Surgery, Birmingham AL

2001

**V. Russell Boudreau, Jr.:** OMS at Thatcher & Boudreau DDS, Inc., Cincinnati, OH

**J. Craig Cook:** OMS at J Craig Cook DDS PC, New Albany, IN

2002

**Robert W. Henderson:** OMS at Georgetown Oral & Facial Surgery, Georgetown, KY

**Scott J. Heitzmann:** OMS at Bay Oral & Facial Surgery, Lynn Haven, FL

2003

**Timothy M. French:** OMS at Francis J. Cusumano D.D.S. P.A., Cary, NC

**Brian K. Schenck:** OMS at Brian K. Schenck Oral Surgery, Hixson, TN

## Over 30 Years of Residents (*Where are They Now?*) continued

2004

**Brett A. Henrikson:** OMS at Lafayette Oral & Maxillofacial Surgery Group, Lafayette, IN

**Karl L. Hickey Heggland:** OMS at Northwest OMS, Edwards, CO

2005

**Jay A. Crossland:** OMS at Black Hills Oral Surgery & Dental Implant Center, Rapid City, SD

**Glenn S. Waters:** OMS at Oral and Facial Surgery Associates, LLC., Cincinnati, OH

2006

**John E. Hammen:** OMS at Owensboro Center For Oral & Maxillofacial Surgery, PLLC, Owensboro, KY

**Babak Emami:** OMS at Oral & maxillofacial Surgery of Ohio, Cincinnati, OH

2007

**Sunil P. Sinha:** OMS at Oral & Maxillofacial Surgery of Chicago, Chicago, IL

**Rodney C. Stigall:** OMS at Implants and Orofacial Surgery Specialists, Crescent Springs, KY

2008

**Matthew F. Pagnotto:** OMS at Tri-State Oral and Maxillofacial Surgery, Hebron, KY

**Haithem Elhadi Babiker:** Consultant surgeon at Sidra Medical and Research Center, Doha, Qatar

2009

**Dale Alto:** OMS at Capital Oral & Maxillofacial Surgery, Sacramento, CA

**Theron C. Waisath:** OMS at Affiliates in Oral and Maxillofacial Surgery, Champaign, IL

2010

**Leslie A. Orzech:** OMS at Premier Oral Surgery & Implants, PLC, Lapeer, MI

**Karen K. Potaczek:** OMS at Spencer & Lakes Regional Oral Surgery, Spirit Lake, IA

2011

**Nathan J. Spencer:** OMS at Cincinnati Oral, Maxillofacial & Dental Implant Surgery, Cincinnati, OH

**Mark A. Spinazze:** OMS at Associates for Oral, Maxillofacial & Implant Surgery, LTD., Chicago, IL

2012

**Michael Grau, Jr.:** Assistant Professor of Clinical, Residency Program Director at the University of Cincinnati College of Medicine, Department of Surgery, Division of Oral Surgery, Cincinnati, OH

**David Gailey:** OMS at Inland Oral Surgery, Spokane, WA

2013

**Christopher E. Koehn:** OMS at Twin Cities Oral & Maxillofacial Surgery, Hastings, MN

**Christopher J. Johnson:** OMS at Johnson Oral Facial Surgery, Dallas, TX

## Over 30 Years of Residents (*Where are They Now?*) continued

2014

**Kyle Tracy:** OMS at Billings Oral Surgery & Dental Implant Center, Billings, MT

**Gary Wilcox:** Carson Periodontics, Carson City, NV

2015

**Bradly Russell:** OMS at Shehan Oral & Maxillofacial Surgery, Winston-Salem, NC

**William Goodwin II:** OMS at Cardinal Dental Specialists, Harrisonburg, VA

2016

**Christopher Ryan Wallis:** OMS at Big Sky Oral & Facial Surgery, Bozeman, MT

**Christopher Ban:** OMS at Ban Oral & Facial Surgical Associates, Pittsburgh, PA

2017

**Alexander Musser:** OMS at Advanced Dental Solutions, Louisville, KY

**Greg White:** OMS at Cornerstone Dental of Henrietta, PLLC, Rochester, NY

2018

**Amanda Steen:** OMS at U.S. Air Force Regional Hospital, Eglin AFB, FL

**Jordan Diamond:** OMS at Inland Oral Surgery, Spokane, WA

**Albert Kang:** OMS at New England Oral & Maxillofacial Surgery, Westford, MA

2019

**Alissa Pullos:** OMS at Cameo Dental Specialists, Chicago, IL

**Wallace McLaurin:** Assistant Professor of Clinical at the University of Cincinnati College of Medicine, Department of Surgery, Division of Oral Surgery, Cincinnati, OH

**Tony Kang:** OMS at New England Oral & Maxillofacial Surgery, Westford, MA

2020

**Lon Hinckley:** Front Range Oral Surgery, Frederick, CO

**Brandyn Herman:** Alpine Oral Facial Surgery, Reno, NV

**Benjamin Noblitt:** ClearChoice Dental Implant Center, Bellevue, WA

2021

**Nicholas Broccoli:** OMS at Commonwealth Oral & Facial Surgery, Chester, VA

**Payal Verma:** OMS at Maryland Oral Surgery Associates, Bethesda, MD

**Michael Rehtin:** OMS at Tri-State Oral & Maxillofacial Surgery, Hebron, KY

## Over 30 Years of Residents (*Where are They Now?*) continued

### 2022

**Yotom Rabinowitz:** OMS/Assistant Professor at VCU Department of Oral & Maxillofacial Surgery, Richmond, VA

**Guntas Kakar:** OMS at Lehigh Oral & Maxillofacial Surgery, Allentown, PA

**Tony Montgomery:** OMS at Angelo Oral & Maxillofacial Surgery, San Angelo, TX

### 2023

**Jaehae Hong:** Clinical Instructor and PGY4 (Chief) at the University of Cincinnati College of Medicine, Department of Surgery, Division of Oral Surgery, Cincinnati, OH

**Chad Curtis:** Clinical Instructor and PGY4 (Chief) at the University of Cincinnati College of Medicine, Department of Surgery, Division of Oral Surgery, Cincinnati, OH

**Justin Kirkwood:** Clinical Instructor and PGY4 (Chief) at the University of Cincinnati College of Medicine, Department of Surgery, Division of Oral Surgery, Cincinnati, OH

### 2024

**Maria DeLeonibus:** Clinical Instructor and PGY3 at the University of Cincinnati College of Medicine, Department of Surgery, Division of Oral Surgery, Cincinnati, OH

**Thomas Inman:** Clinical Instructor and PGY3 at the University of Cincinnati College of Medicine, Department of Surgery, Division of Oral Surgery, Cincinnati, OH

**Skyler Williams:** Clinical Instructor and PGY3 at the University of Cincinnati College of Medicine, Department of Surgery, Division of Oral Surgery, Cincinnati, OH

### 2025

**Alec Bankhead:** Clinical Instructor and PGY2 at Department of Surgery, Division of Oral Surgery, Cincinnati, OH

**Logan Herm:** Clinical Instructor and PGY2 at the University of Cincinnati College of Medicine, Department of Surgery, Division of Oral Surgery, Cincinnati, OH

**Soroush Samimi:** Clinical Instructor and PGY2 at the University of Cincinnati College of Medicine, Department of Surgery, Division of Oral Surgery, Cincinnati, OH

### 2026

**Alexander Doye:** Clinical Instructor and PGY1 at the University of Cincinnati College of Medicine, Department of Surgery, Division of Oral Surgery, Cincinnati, OH

**Trevor Liljenquist:** Clinical Instructor and PGY1 at the University of Cincinnati College of Medicine, Department of Surgery, Division of Oral Surgery, Cincinnati, OH

**Isaac So:** Clinical Instructor and PGY1 at the University of Cincinnati College of Medicine, Department of Surgery, Division of Oral Surgery, Cincinnati, OH

## Research in the Division of Oral & Maxillofacial Surgery

The Division of Oral & Maxillofacial surgery currently has 5 active research studies as well as numerous manuscripts and posters being drafted with the assistance from a wide arrange of collaborators from other departments across the campus.

Our first study is “**Bicarbonate Buffered Lidocaine for the Extraction of Maxillary and Mandibular Teeth.**” The purpose of this study is to perform a blinded randomized controlled study on the use of bicarbonate buffered 2% lidocaine with 1:100,000 epinephrine solution for extraction of maxillary and mandibular when compared to traditional non-buffered 2% lidocaine 1:100,000 epinephrine solution in hopes of improving patient care and comfort.

This topic will be split into two studies: (1) the use of buffered versus non-buffered lidocaine for the extraction of mandibular teeth (2) the use of buffered versus non-buffered lidocaine for the extraction of maxillary teeth. We hypothesize there will be increased effectiveness (decreased time for onset of numbness, less pain on injection, and reduction in number of injections) of bicarbonate buffered 2% lidocaine with 1:100,000 epinephrine compared to the current standard 2% lidocaine with 1:100,000 epinephrine to achieve patient comfort during extraction procedures.

In conjunction with our first study, we have another study entitled “**Buffered Lidocaine in the Setting of Maxillo-mandibular Odontogenic Infections**” that follows the same study design exploring buffered lidocaine with epinephrine solution can provide equivalent anesthetic quality with less pain to injection when compared to plain lidocaine with epinephrine solution for maxillo-

mandibular field blocks, we hypothesize that less injections will be required to achieve patient comfort during an extraction procedure in the setting of an infection. Additionally, we aim to assess the overall anesthetic effectiveness, speed of onset, and overall patient pain.



Another study that has just been expanded for further investigations is “**The Risk of Medication Related Osteonecrosis of the Jaw in the Pediatric Population: A Retrospective Study.**”

In collaboration with Cincinnati Children’s Hospital and Medical Center, this study aims to perform a retrospective chart review to determine the risks associated with medication-related osteonecrosis of the jaw (MRONJ) in children using a large population of pediatric patients treated with any of the following drug interventions: bisphosphonates (BPs), receptor activator of nuclear factor- $\kappa$ B ligand (RANKL) inhibitors, or antiangiogenic drugs at Cincinnati Children’s Hospital Medical Center and the University of Cincinnati Oral & Maxillofacial Surgery clinic and also received any invasive dental treatment either concurrently while receiving the therapy or after.

Based on our knowledge of the disease and its causative factors in adults, we hypothesize that pediatric population

would be susceptible to the same risk factors. To the knowledge of our investigators, there is limited documentation and data of MRONJ occurring in pediatric populations. The goal is to assess the risk of above-mentioned drug treatments in causation of MRONJ in pediatric populations, increasing indications for the use of these drugs in disease conditions affecting children.

The study “**A Dynamic Functional Immune Assay to Evaluate the Immune Response of a Patient with Deep Space Neck Infections (DSNI)**” aims to determine if deep space neck infection (DSNI) outcomes can be associated with temporal immune assays. Despite presenting with similar clinical features at admission, patients may have distinctly different outcomes. As such, we do not completely understand the underlying pathophysiology of such different patterns of clinical progression.

It has been reported that decreased immune competence is associated with poor outcomes in DNSI. However, comprehensive, and serial immune monitoring of DNSI has never been reported. Such immune monitoring represents a critical aspect of our overarching goal of stratifying DNSI patients for subsequent personalized treatment with immune modulatory drugs.

The recent approval of a study entitled “**Incidence of Difficult Sedations with Propofol: A Retrospective Evaluation of Anesthetic Techniques used in Ambulatory Oral and Maxillofacial Surgery**” looks to build on the knowledge obtained from a previous study looking at the prevalence of psychiatric illnesses in patients undergoing oral and maxillofacial surgery procedures in an outpatient setting. *(Continued on next page)*



## Research in the Division of Oral & Maxillofacial Surgery (continued)

The objective of this retrospective cohort study is to compare the amount of propofol (mg/kg/min) used during dentoalveolar procedures under IV sedation in healthy patients and patients with diagnosed mental disorders such as anxiety and depression with or without medications.

### “Kulmod: Relief Where You Want It.”

The division has always encouraged students and researchers alike to excel and provide a space that fosters new ideas that could impact care. With this mission in mind, we have partnered with a recent graduate of the Linder College of Business here at UC to explore how a new type of ice pack could lead to improvements in patient comfort and overall well-being post orthognathic or third molar procedure.

A recent expansion in 3D printing technology could change the way procedures are performed across surgical specialties. In partnership with Dr. Frank Rybicki, the Vice Chair of Operations & Quality at the University of Cincinnati Department of Radiology, our very own division chair, Dr. Deepak Krishnan, is exploring the use of “**3D Models for Mandibular Fracture Repair.**” The idea will be to test the hypothesis that patients randomized to the intervention (3D printing with pre-bent plate) arm have less operative room time and less time for the critical part of the procedure than patients in the control arm (no 3D printing, current standards of care). This may lead to personalized medicine and care for fracture treatment.

### Student Expansion

As both the division’s and the residents’ interests in research continues to grow, our research team is looking to expand our outreach into the graduate and un-

dergraduate communities here at UC. We hope to develop a strong mentorship network within the student population. We aim to help build a diverse set of skills by developing leadership roles and furthering career goals and interests in the fields of medicine, surgery, research, and public health. Students with a knowledge base from any related science fields including but not limited to social, life, and formal sciences are welcomed. As we plan to grow and reach further into the community so does our need to grow our social interconnectedness and our willingness to add to our division’s diversity of thought.

### Reese R. Triana, MPH

Clinical Research Professional



## Publications

### Dr. Michael Grau, Jr.

Curtis CM, Grau MJ Jr, Hooker KJ, Krishnan DG. Instagram as a marketing tool for oral and maxillofacial surgery residencies: Overcoming resident recruitment challenges in the year of COVID-19. *J Oral Maxillofac Surg.* 2021;79(6):1188-1190. doi: 10.1016/j.joms.2021.01.018

### Dr. Deepak Krishnan

Broccoli N, Rehtin M, Krishnan DG, Phero JA. Step-by-step: Skin grafting. *J Oral Maxillofac Surg.* 2020;78(10): e6-e10. doi: 10.1016/j.joms.2020.07.025

Chigurupati R, Panchal N, Henry AM, et al. Considerations for oral and maxillofacial surgeons in COVID-19 era: Can we sustain the solutions to keep our patients and healthcare personnel safe? *J Oral Maxillofac Surg.* 2020;78(8):1241-1256. doi: 10.1016/j.joms.2020.05.027

Frankart AJ, Frankart MJ, Cervenka B, et al. Osteo-radionecrosis: Exposing the evidence not the bone. *Int J Radiat Oncol Biol Phys.* 2021;109(5):1206-1218. doi: 10.1016/j.ijrobp.2020.12.043

Kau CH, Wang Z, Wang J, Krishnan DG. Contemporary management of an orthodontic-orthognathic patient with limited time availability in an orthodontic office setting: Case report. *J Orthod.* 2020; 47(3):257-264. doi:10.1177/146531252-0934488

Krishnan DG. Reply: A decade of complications following TJR in a patient with Ehlers-Danlos syndrome. *J Oral Maxillofac Surg.* 2022;80(3):409-410. doi: 10.1016/j.joms.2021.11.004

Krishnan DG, Perciaccante VJ. Maxillary orthognathic surgery. In: *Peterson’s Principles of Oral and Maxillofacial Surgery* (Miloro M, Ghali GE, Larsen PE, Waite P, eds). Springer Cham, 2022; 1909-1943.

Krishnan DG. Artificial intelligence in oral and maxillofacial surgery education. *Oral Maxillofac Surg Clin North Am.* 2022 Oct 9:S1042-3699(22)00017-6. Online ahead of print. doi.org/10.1016/j.joms.2022.03.006

(Continued on next page)

## Research in the Division of Oral & Maxillofacial Surgery (continued)

Mariano E, Dickerson D, Szokol J, et al. A multisociety organizational consensus process to define guiding principles for acute perioperative pain management. *Reg Anesth Pain Med.* 2022 Feb;47(2):118-127. doi:10.1136/rapm-2021103083

Pullos AN, Krishnan DG. Complicated maxillofacial fractures: Pediatric and geriatric. *Atlas Oral Maxillofac Surg Clin North Am.* 2019;27(2):113-118. doi:10.1016/j.cxom.2019.05.003

Ravi P, Burch MB, Farahani S, et al. Utility and costs during the initial year of 3-D printing in an academic hospital. *J Am Coll Radiol.* 2022 Aug 18:S1546-1440(22)00552-X. Online ahead of print. doi: 10.1016/j.jacr.2022.07.001

Rechtin M, Broccoli N, Krishnan DG, Phero JA. Review use of Tisseel, a fibrin sealant, for particulate graft stabilization. *J Oral Maxillofac Surg.* 2020;78(10): e2-e5. doi: 10.1016/j.joms.2020.07.022

Rechtin M, Krishnan DG. A decade of complications following total temporomandibular joint reconstruction (TJR) in a patient with Ehlers-Danlos syndrome. Another surgical misadventure or an absolute contraindication for TJR? *J Oral Maxillofac Surg.* 2021 Oct;79:2059. e1-2059.e5. doi: 10.1016/j.joms.2021.05.016

Roudnitsky E, Hooker KJ, Darisi RD, et

al. Influence of residency training program on pursuit of academic career and academic productivity among oral and maxillofacial surgeons. *J Oral Maxillofac Surg.* 2022 Feb; 80(2):380-385. doi: 10.1016/j.joms.2021.09.019

Samimi S, Krishnan DG. Practice considerations for patients with substance use disorder. In: *Oral and Maxillofacial Surgery for the Medically Compromised Patient* (Meara DJ, Gutta R, eds). Springer Cham, 2022; 87-97.

Todd DW, Weber CR, Krishnan DG, Egbert MA. Oral-maxillofacial surgery anesthesia team model at a crossroads safety in office-based anesthesia: Lessons we can learn from aviation. *J Oral Maxillofac Surg.* 2021 Sep;79(9):1812-1814. doi: 10.1016/j.joms.2021.05.015

Wolfe CR, Krishnan DG, Ortiz, SN, et al. Facial appearance as core expression scale: Benchmarks and properties. *J Maxillofac Oral Surg.* 2022 October. doi.org/10.1007/s12663-022-01802-6

### Dr. Wallace McLaurin

McLaurin WS, Krishnan D. Preprosthetic dentoalveolar surgery. *Oral Maxillofac Surg Clin North Am.* 2020;32(4):583-591. doi: 10.1016/j.coms.2020.07.001

Rabinowitz YA, Hooker KJ, Hanseman

DJ, et al. What happens to full mouth extraction patients? A retrospective review of patient mortality at an academic medical center. *J Oral Maxillofac Surg.* 2022 Jul 1:S0278-2391(22)00502-X. Online ahead of print. doi: 10.1016/j.joms.2022.06.024.

Tominna M, Vega-Fernandez P, McLaurin W, Meyers AB. Imaging of the pediatric temporomandibular joint. *Semin Roentgenol.* 2021;56(3):307-324. doi:10.1053/j.ro.2021.05.003

### Dr. James Phero, Jr.


Giovannitti JA Jr, Rosenberg MB, Phero JC, Monheim LM. Analgesia in dentistry now and in the future. *Anesth Prog.* 1971;18(5):100-106 and *J Am Analg Soc.* 1971;9:1 (abstract). *Anesth Prog.* 2019; 66(4):232-4. doi:10.2344/anpr-66-04-09

Johnston DT, Phero JA, Hechler BL. Necessity of antibiotics in the management of surgically treated mandibular osteomyelitis: A systematic review. *Oral Surg Oral Med Oral Pathol Oral Radiol.* 2022 May 13:S2212-4403(22)00973-7. Online ahead of print. doi: 10.1016/j.oooo.2022.05.001.

Peters TM, Phero JA, Golden BA, Curran AE. A biphasic sessile mass of the buccal mucosa. *Oral Surg Oral Med Oral Pathol Oral Radiol.* 2020;130(6):612-615. doi: 10.1016/j.oooo.2019.07.009



## The Sundial at The Holmes Hospital



*“Incised around the rim of the dial are the words ‘Christian R. Holmes – Behold his great works. Time wreathes him and challenges you’ ... Forming the nomen [gnomon] of the dial is Hygia, the Goddess of Health, slaying the dragon of disease. This is the theme which decorates the five-foot face of the dial proper and which is cast in gold bronze and mounted on a simple stone base.” [From newspaper records of the Holmes Hospital dedication ceremony.]*

Ernest Bruce Haswell was the sculptor of the Christian R. Holmes memorial sundial. The Holmes Hospital was officially dedicated and opened in May of 1929. Upon its opening, a total of \$508,230.81 had been donated and spent towards the construction and equipment of the Hospital – \$265,000 alone of which was supplied by Mrs. Holmes, determined to memorialize her late husband.

Indeed, the hospital was originally intended to function as a private practice to be exclusively utilized by the College of Medicine faculty for paying patients – no exceptions allowed. It has long since been converted to an extension of the University Hospital. The change was a fairly gradual transition, completed in the late 1970’s – or perhaps arguably when the new wing was completed in 1982.



Drs. Ryan Wallis and Chris Ban at the Sun Dial on their last day at Holmes prior to graduation in 2016

## Alumni Gatherings



Recent alumni gathering at the AAOMS national meeting in Nashville 2022



Drs. Alissa Pullos and Kurt Jensen at the Illinois State OMS Society meeting 2022



Drs. Albert Kang, Chris Ban, Tony Kang and Deepak Krishnan at the AAOMS DIC meeting 2021



Scan this code to make a donation to the **UC Oral & Maxillofacial Surgery Resident Education and Research Fund**. This will be a tax deductible donation.